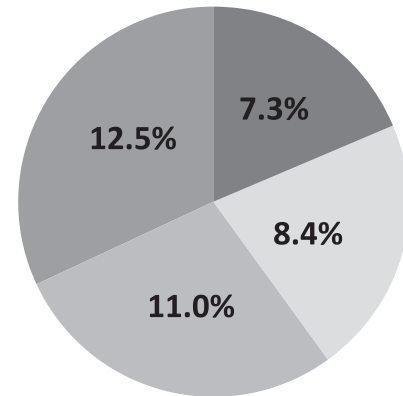


Senior Poverty Rates

Poverty Rates in New York State for Senior Citizens Ages 65 and Over

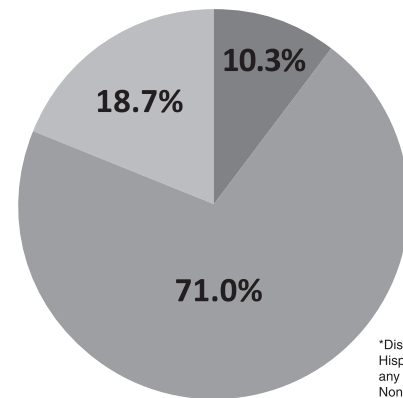


Poverty Rate is defined as annual income below \$11,354 for an individual and \$14,324 for a couple in this age category.

- Hispanic or Latino
- Black
- Asian
- White

Source: U.S. Census Bureau, 2009-2013 5-Year American Community Survey

Elderly Population 60 and Over in New York State



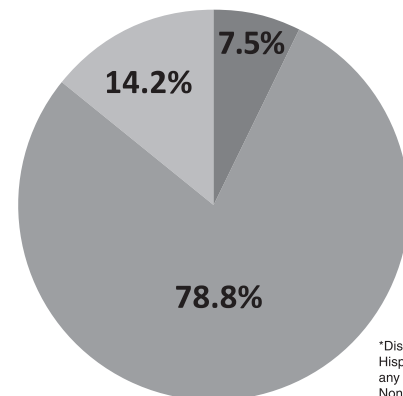
Total Population of Elderly: 3,793,141

- Hispanic or Latino
- White alone, not Hispanic or Latino
- N/A*

Source: U.S. Census Bureau, 2009-2013 5-Year American Community Survey

*Disclaimer- did not identify as Hispanic or Latino origin (of any race) or White alone, Non-Hispanic or Latino

Elderly Population 60 and Over in the United States



Total Population of Elderly: 59,330,253

- Hispanic or Latino
- White alone, not Hispanic or Latino
- N/A*

Source: U.S. Census Bureau, 2009-2013 5-Year American Community Survey

*Disclaimer- did not identify as Hispanic or Latino origin (of any race) or White alone, Non-Hispanic or Latino

For more information about this or any other issue, please contact my Legislative Director Guillermo Martinez at 518-455-5514.

PAUPERTAS: THE ELDERLY AGONIZE



Poverty: The state of one who lacks a usual or socially acceptable amount of money or material possessions; small means, humble circumstances, indigence. **(11%)**

Supplemental Poverty Rate: The poverty threshold derived from pattern of expenditures on basic necessities and adjusted for regional differences. **(18%)**

A Message from Assemblyman Marcos A. Crespo
Chair, New York State Assembly Puerto Rican/Hispanic Task Force

Aging is an inevitable process of life. In a civil society, every individual should have the ability to live comfortably and with dignity, especially in the latter years of their life.

According to the Centers for Disease Control and Prevention (CDC), life expectancy in the United States has increased from 78.7 years in 2011 to 78.8 years in 2012. Medicine and medical advances are extending and prolonging life, even as the quality of that life diminishes.

Over the past decade, New York State has surpassed the national average of life expectancy, recording at 80.9 years (NYC Dept. of Health). On a national level, the number of elderly living to 100 years of age has been doubling every 10 years. Hispanic elderly have the longest life-expectancy of any group but also suffer the highest rates of chronic diseases like, hypertension, diabetes, and coronary disease.

It is evident that while an increased life expectancy rate seems progressive, a vast array of issues for senior citizens has arisen and caused by their rising poverty and supplemental poverty rates (see charts on back page).

According to the latest data by the New York State Community Action Association, 307,878 senior citizens are living in poverty in New York State, composing of 11.6% of the elderly population. However, when the Supplemental Poverty Rate is used, 18% or almost 1 in 5 elderly New Yorkers live in poverty, with rates varying substantially by their ethnic/racial composition and location in the State.

Unfortunately for Latino elderly, they have the highest poverty rates of all elderly ethnic/racial groups in our State and they join Latino children who have the unenviable distinction of having the highest poverty rates of all our residents.

For tens of thousands of our elderly, living in poverty forces them to make tough and harmful sacrifices that affect their overall quality of life. The daily balancing of their limited income becomes hardships that determine if they can afford their next meal, their living space and even their next dose of medicine.

Growing poverty rates among the elderly undermines our increasing life expectancy rates as it contributes to declining quality of life. To emphasize this fact, I have provided a map of our state to illustrate the poverty rate of our senior citizens in all its pervasiveness.

If an image portrays a thousand words, then this map illustrates the despairing reality of our elderly!



ELDERLY POVERTY RATES BY GROUP IN NEW YORK STATE MAJOR CITIES

