

A Fundamental Injustice for New York's Capital City





A Fundamental Injustice

- The City of Albany typically receives less AIM per capita than any other upstate city with at least 48,000 residents

<u>City</u>	<u>Population*</u>	<u>AIM Per Capita</u> <u>2020-21 NYS Budget</u>
Buffalo	256,304	\$ 629.27
Syracuse	142,749	\$ 502.69
Rochester	206,284	\$ 427.73
Niagara Falls	48,460	\$ 367.20
Utica	60,100	\$ 268.06
Troy	49,374	\$ 248.70
Schenectady	65,575	\$ 170.89
Albany	97,279	\$ 129.60





Compounding Albany's Injustice

- The City of Albany is facing larger cuts to AIM than any other upstate city

<u>City</u>	<u>2020-21 AIM</u>	<u>2021-22 AIM</u>	<u>Reduction</u>	<u>AIM/Capita w/ Reduction</u>
Buffalo	\$161.3M	\$157.3M	2.5%	\$ 613.54
Syracuse	\$71.8M	\$70.0M	2.5%	\$ 490.12
Rochester	\$88.2M	\$86.0M	2.5%	\$ 417.04
Niagara Falls	\$17.8M	\$17.3M	2.5%	\$ 358.02
Utica	\$16.1M	\$15.7M	2.5%	\$ 261.36
Troy	\$12.3M	\$12.0M	2.5%	\$ 242.49
Schenectady	\$11.2M	\$10.1M	10.0%	\$ 153.80
Albany	\$12.6M	\$10.1M	20.0%	\$ 103.68



Compounding Albany's Injustice


- When you combine the zeroing out of our Capital City Funding as well as this proposed 20% reduction in AIM, the injustice is even more stark

2020-21 AIM
+ Capital City Funding

2021-22 Proposed AIM
+ No Capital City Funding

Proposed Cut to
Albany's State Aid


\$24.6M



\$10.1M


=

59%

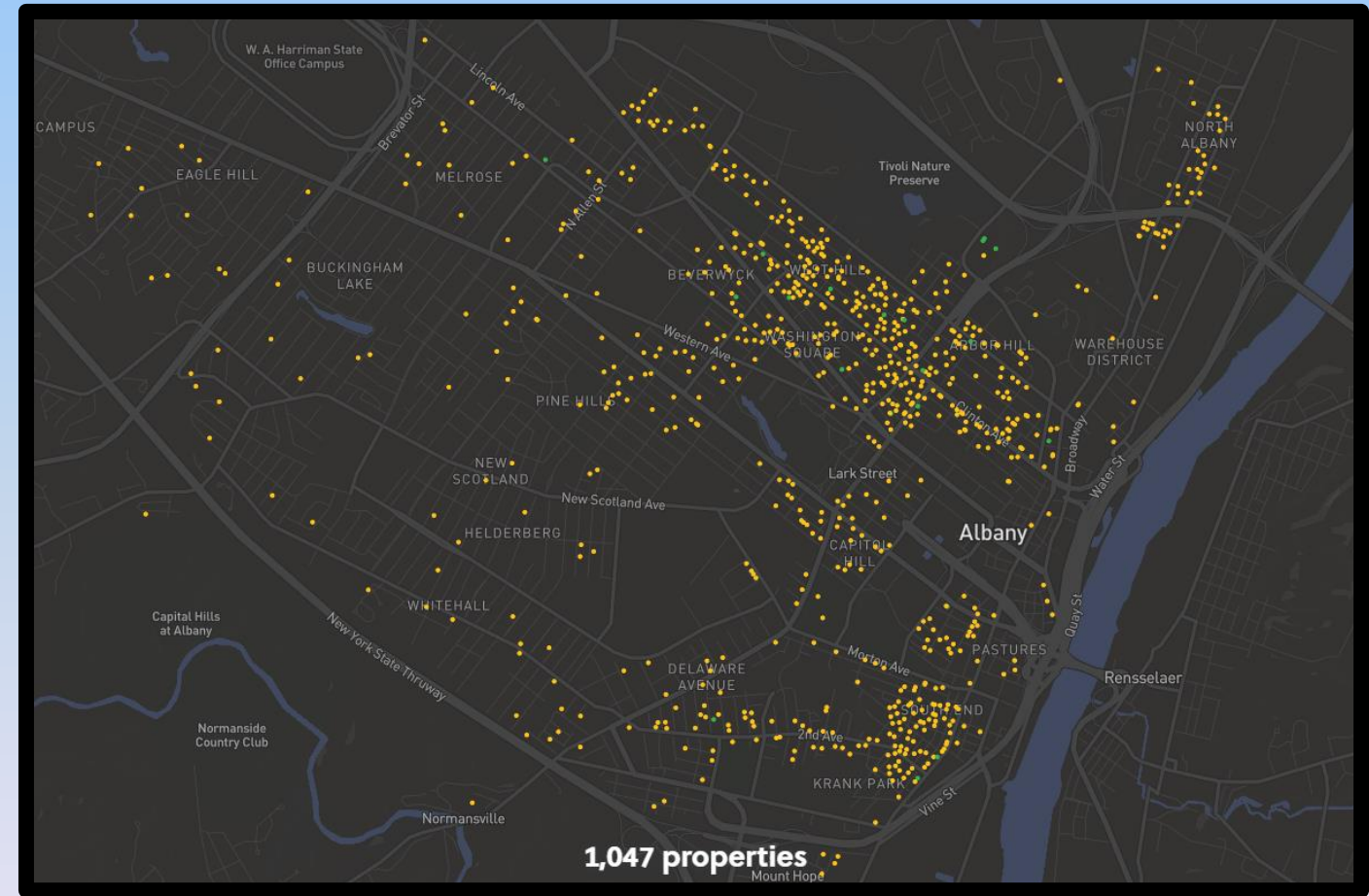




The Real Challenges of Albany



City of Albany Census Data	
Med. Household Income	\$45,500
Per Capita Income	\$28,402
Poverty Rate	23.8%
Homeownership Rate	36.8%





Treated Like No Other City

- Why is a poor person in Buffalo worth nearly five times as much as a poor person in Albany?

<u>City</u>	<u>Poverty Rate</u>	<u>People in Poverty</u>	<u>AIM/Person in Poverty</u>
Buffalo	30.30%	77,660	\$ 2,024.89
Syracuse	31.80%	45,394	\$ 1,541.27
Niagara Falls	27.40%	13,278	\$ 1,306.64
Rochester	32.60%	67,249	\$ 1,279.26
Troy	25.40%	12,541	\$ 954.67
Schenectady	18.40%	12,066	\$ 835.87
Utica	30.00%	18,030	\$ 871.20
Schenectady	18.40%	12,066	\$ 835.87
Albany	23.80%	23,152	\$ 435.65




Even With 19-A...

- Albany receives less state aid as a percentage of its general fund than every large upstate city other than Schenectady & Troy

<u>City</u>	<u>Population</u>	<u>State Aid as % of City General Fund*</u>
Buffalo	256,304	38.2%
Syracuse	142,749	30.3%
Rochester	206,284	26.0%
Utica	60,100	22.8%
Niagara Falls	48,460	19.9%
Albany	97,279	17.0%
Troy	49,374	15.9%
Schenectady	65,575	10.3%




Fulfilling Our Commitment



- Since 2015, our budgets have grown cumulatively by approximately 3%
- That equates to an annual increase of 0.5% since 2015
- If budget grew by 2% annually, our budget would be \$202M+
- All of this happens with 100% AIM & \$12.5M in Capital City Funding



Despite COVID, Our Plan Is Working



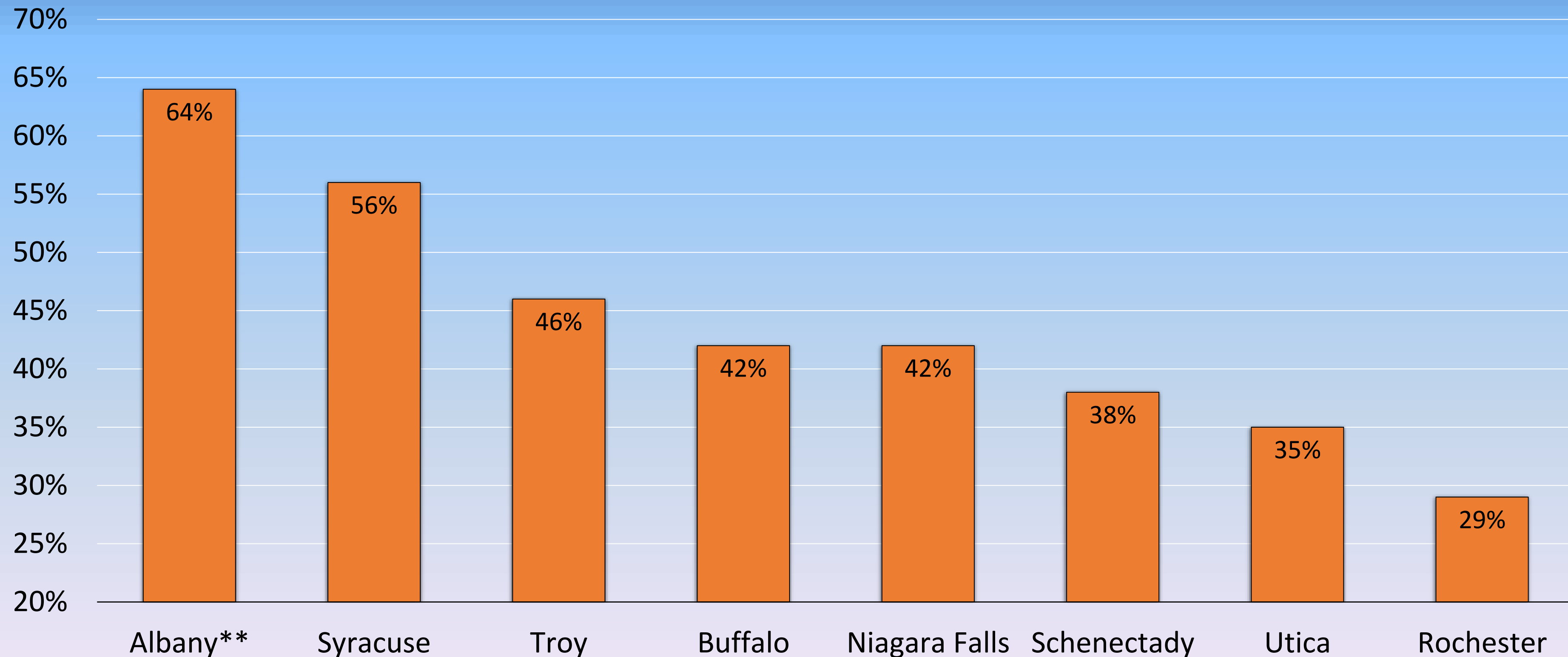
FYE	Score	Fiscal Stress Designation
2017	59.6	Moderate Fiscal Stress
2018	53.3	Susceptible Fiscal Stress
2019	43.8	No Designation



The Case for Capital City Funding

- 64% of all property in Albany is tax-exempt

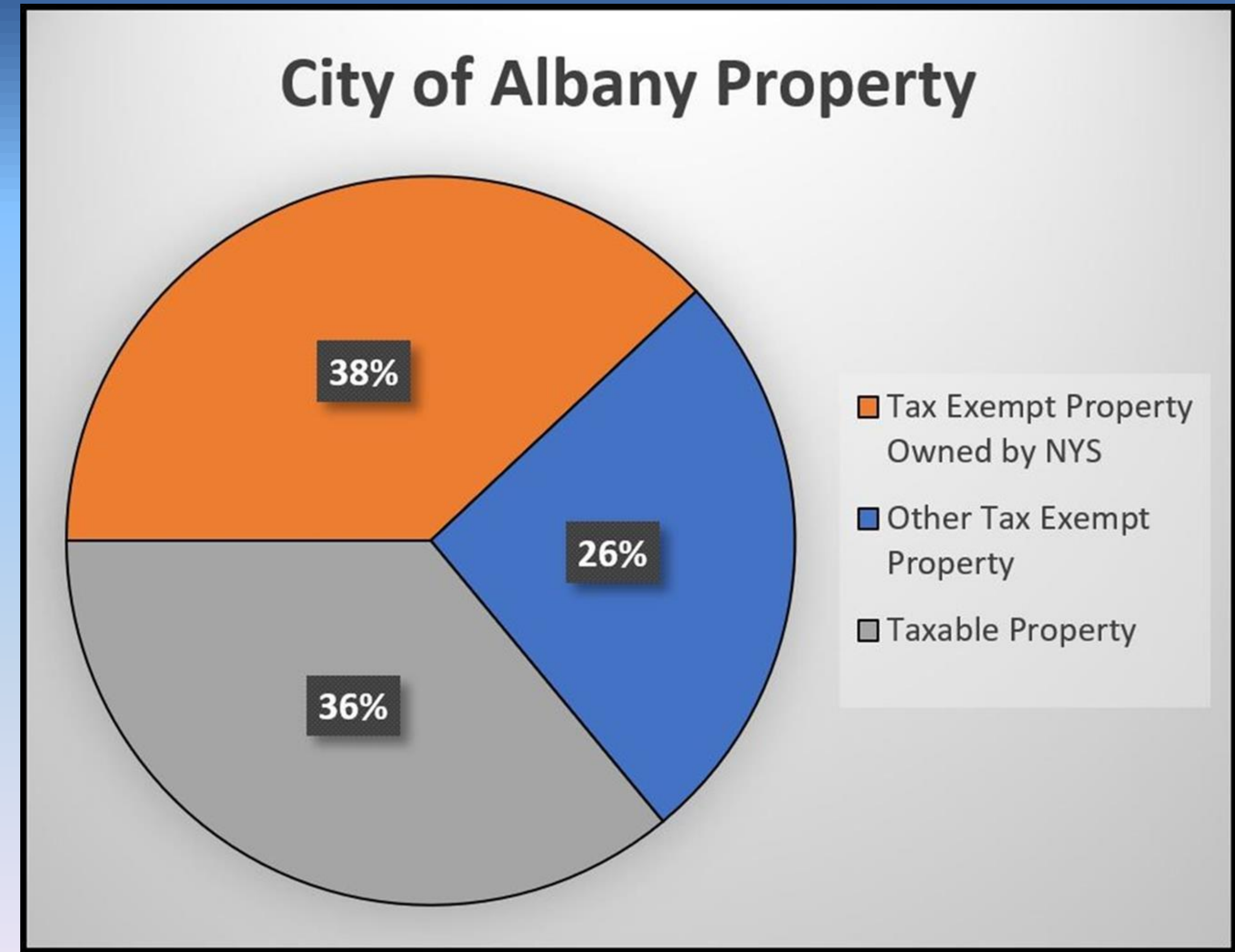
Tax Exempt Property as a Percentage of Total Land Value*





The Case for Capital City Funding

- 64% of the property in Albany is tax-exempt, and NYS owns nearly 60% of the tax-exempt property
- Typical NYS funding to Albany under Sec. 19-a of the Public Lands Law is equivalent to 0.29% of the value of NYS-owned property in Albany





Albany Cannot Tax Its Way Out

- Buffalo's AIM is 106% of its combined city and school tax levy, yet Albany's AIM would be less than 6% - this is simply unjust

<u>City</u>	<u>City Tax Levy</u>	<u>School Levy</u>	<u>Total</u>	<u>AIM Aid</u>	<u>AIM as % of Total Levy</u>
Buffalo	\$ 77,042,242	\$ 70,822,758	\$ 147,865,000	\$ 157,253,102	106.35%
Syracuse	\$ 38,361,776	\$ 66,418,788	\$ 104,780,564	\$ 69,964,619	66.77%
Rochester	\$ 68,537,400	\$ 119,100,000	\$ 187,637,400	\$ 86,028,602	45.85%
Utica	\$ 30,075,565	\$ 30,005,865	\$ 60,081,430	\$ 15,707,711	26.14%
Albany	\$ 59,850,000	\$ 120,118,833	\$ 179,968,833	\$ 10,086,258	5.60%



Harriman PILOT = Permanent Solution



Sheehan suggests \$12.5M pilot for Harriman Campus

Albany mayor among several to testify to state lawmakers for more funding



Amanda Fries | Feb. 11, 2019 | Updated: Feb. 11, 2019 7:37 p.m.

<u>Harriman Development</u>	<u>PILOT Amount</u> <u>1% of Improvements & Acquisition Costs</u>
Wadsworth Lab	\$7,500,000
SUNY Albany ETEC College	\$1,800,000
Various Improvements & Renovations (Dept. of Ag. & Markets Lab, Building 5 Daycare, etc.)	\$2,400,000+
Total Assessed Land Value = \$80,551,200	\$805,512
Harriman PILOT Total	\$12,505,512

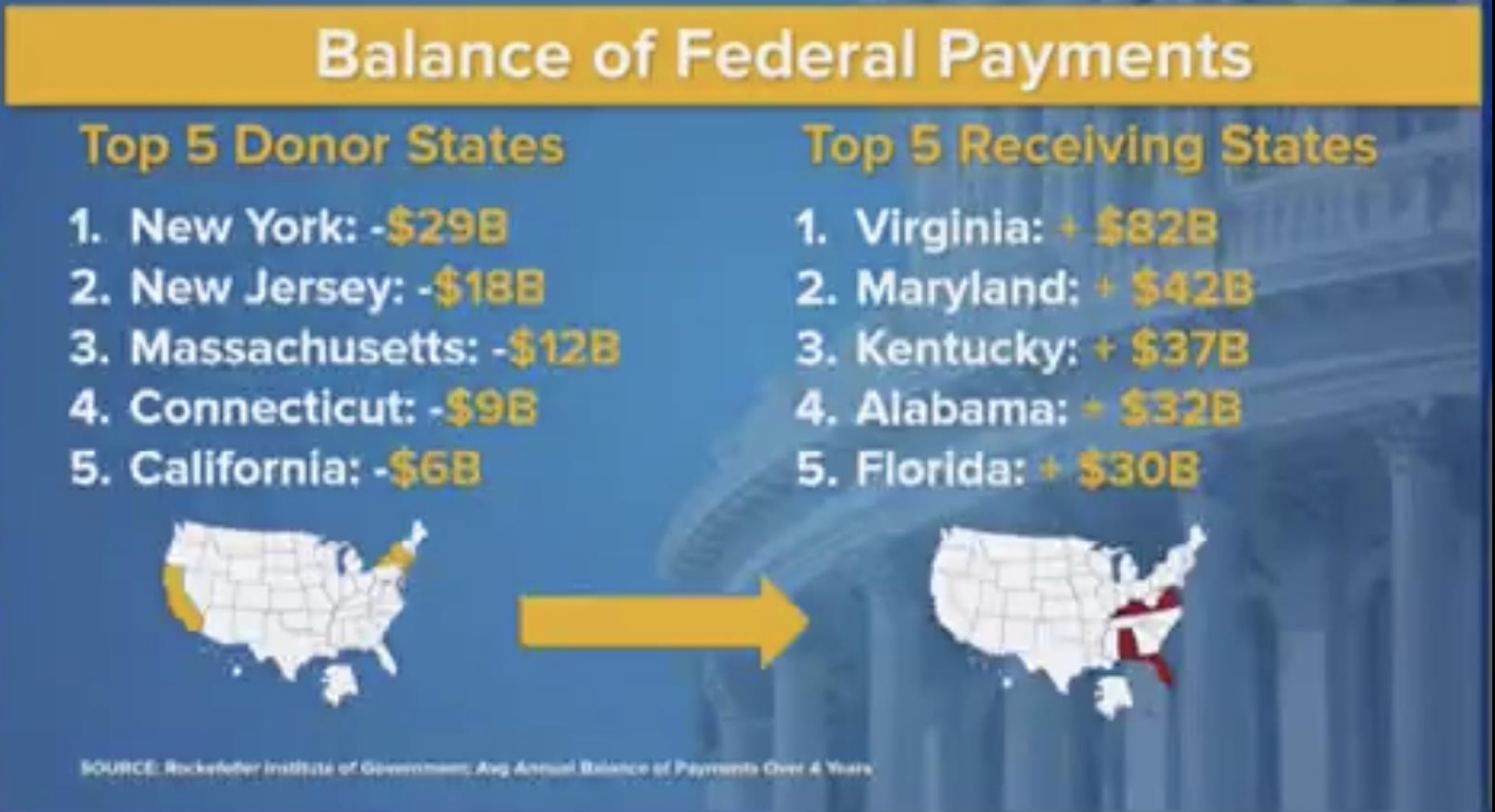


Albany's Heroes





Treated Like No Other State





Encouraged By New Federal Leadership

THE WALL STREET JOURNAL.

Biden Proposes \$1.9 Trillion Covid-19 Relief Package



Thank You

